

ADHESION IMPROVER CLEANER

STEP

1



1 Before applying SamaN Perfection Floor Restorer, remove all loose dirt from area.

2 Spray SamaN Adhesion Improver Cleaner directly on the floor.

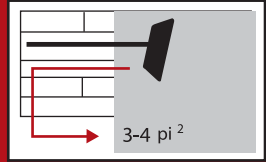

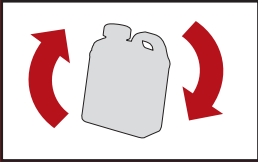
3 Wipe off with the white cotton pad.

To degrease or for intensive cleaning, spray on surface and allow to work for 3 to 10 minutes.

FLOOR RESTORER

STEP

2

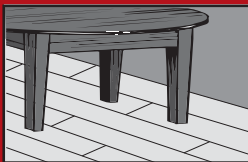


1 Shake the Floor Restorer well, for one minute.

2 Pour the SamaN Perfection Floor Restorer onto the floor.

3 Using the Perfection Restorer cover pad (yellow), spread the product evenly on a 3 to 4 square foot section at a time. Repeat until the entire floor is coated.

Caution: DO NOT USE ON PRE-OILED OR WAXED FLOOR



Wait 4 hours before allowing light traffic.

Wait 24h before replacing rugs and furniture, taking care to lift them.



PERFECTION

BEAUTIFY - RESTORE - MAINTAIN

www.saman.ca